

Measurement ranges (also ± measurement ranges) others available upon request	50/100/200/500 Pa 1/2/5/10 kPa
Measurement accuracy ¹⁾	± 3% of the set value for < 100 Pa or ± 2% of the set value for ≥ 100 Pa
Temperature coefficient span	max. 0.1 % FS/K
Temperature coefficient zero point	max. 0.1 % FS/K
Overpressure limit	50 kPa for measurement ranges ≤ 2 kPa 200 kPa for measurement ranges > 2 kPa
Medium	dry air, all non-aggressive gases
Max. system pressure	10 kPa
Step response time (T63) (Time constant)	20 ms..4 s adjustable (factory-provided)
Rated temperature range	-20..60 °C; with Display 0..50 °C
Storage temperature range	-20..70 °C
Power consumption	max. 1 VA
Weight	approx. 0.25 kg
Cable glands	2 x M12 clamp range Ø 3..6.5 mm
Protection class	IP65
Certificates	CE/UKCA

¹⁾ Measurement accuracy for the reference 0.3 Pa, for measuring ranges ≤ ±1.5 kPa

Output ²⁾	A
0..10 V (R _L ≥ 50 kΩ)	1
2..10 V (R _L ≥ 50 kΩ)	2
0..20 mA (R _L ≤ 500 Ω)	0
4..20 mA (R _L ≤ 500 Ω)	4
0..5 V (R _L ≥ 50 kΩ)	5

²⁾ the output signal can be configured using DIP switches

Power supply	B
24 VAC/DC ± 10 % without galvanic separation	AC/DC
15..32 VDC two-wire (only for A = 4)	ZWL

Measurement range	C
Standard ³⁾ (e.g. 0..100 Pa)	
toggles between: 100 Pa/250 Pa/ 500 Pa/1000 Pa	1
toggles between: 250 Pa/500Pa/ 1000 Pa/2 kPa	2
toggles between: 1 kPa/2.5 kPa/ 5 kPa/10 kPa	3

³⁾ others available upon request, also ± measurement ranges

Contact point	D
none	0
1 relay (changeover contacts), max. 230 VAC, 6 A (min. required switching capacity 300 mW) (not for two-wire)	1

LCD	E
none	0
4-digit	1

Step response time	F
20 msec	20
30 msec	30
60 msec	60
120 msec	120
250 msec	250
500 msec	500
1 sec	1
2 sec	2
4 sec	4

Pressure connections	G
tube fitting 4/6	S
Festo-Fittings 4 mm	K4
Festo-Fittings 6 mm	K6

Calibration certificate	H
none	0
Factory calibration	I
Calibration according to DKD-R 6-1	D

Relay parameter can be pre-set on request.

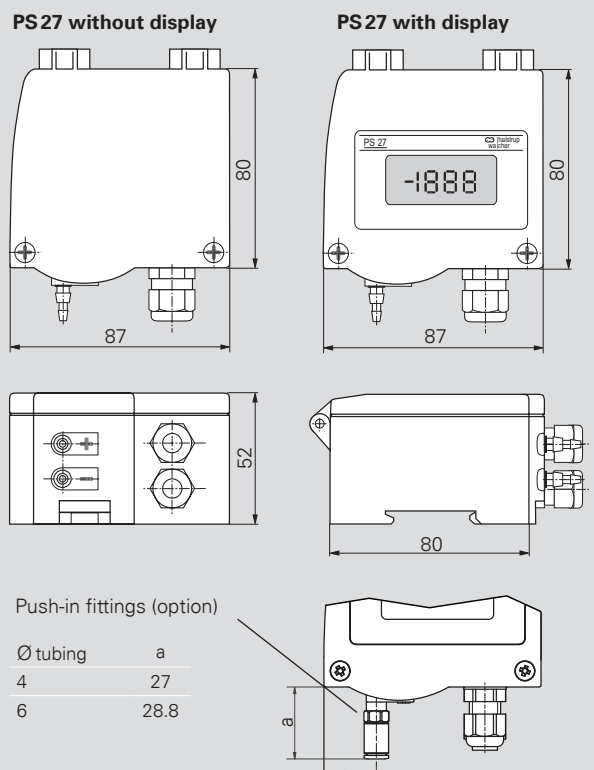
Order code	A	B	C	D	E	F	G	H
PS 27								



Picture: Version with display







Features

- Compact differential pressure transmitter for basic applications of the pressure measurement
- ± measurement ranges and asymmetric measurement ranges
- Either with one fixed measurement range or toggleable between 4 different measurement ranges (can be selected via DIP switches, optional)
- Suitable for top-hat rail mounting and wall surface installation
- Optionally with 2-wire technology (ZWL)
- With optional display
- With optional relay (6 A)



MEASUREMENT OF DIFFERENTIAL PRESSURE

Measurement of differential pressure is useful in a broad range of applications. It is used in ventilation and air-conditioning technology but also in many areas of air handling process technology. halstrup-walcher offers a wide range of products for stationary measurement of differential pressure:

Product	P26	P34	P29	PU / PI / PIZ	PS27	PS17
						
Application	High precision, freely scalable pressure transmitter for critical applications	Measuring transmitter with very small dimensions – ideal for the control cabinet	High precision, freely scalable pressure transmitter for natural gas	For standard applications. PIZ: in two wire technology	A basic sensor for simple applications	Differential pressure transmitter for basic applications
Housing installation	Mounted on a wall/top-hat rail					
Max. measurement range	± 100 kPa		0.. 10 kPa	± 100 kPa	± 10 kPa	
Min. measurement range	± 10 Pa		0.. 250 Pa	± 50 Pa		
Measurement accuracy¹⁾	± 0.2 % FS ²⁾ (optional) ± 0.5 % FS (standard)			± 0.2 % FS ³⁾ ± 0.5 % FS ± 1 % FS	± 3 % for measuring ranges < 100 Pa or ± 2 % for measuring ranges ≥ 100 Pa	± 1 % of the set final value plus ± 0,5 Pa for measuring ranges ≤ 250 Pa plus ± 1 Pa
Square-root (volume flow)	✓	✓ ²⁾	✓	-	-	✓
Display	optional	-	optional	optional	optional	optional

¹⁾ Measurement accuracy for the reference 0.3 Pa, for measuring ranges ≤ ±1.5 kPa

²⁾ for measurement ranges ≤ 50 kPa

³⁾ for measurement ranges ≥ 250 Pa and ≤ 50 kPa

ACCESSORIES

Connecting components

Silicone tubing ID 5 mm, OD 9 mm, red (please state length required)	9601.0160
Silicone tubing ID 5 mm, OD 9 mm, blue (please state length required)	9601.0161
Norprene tubing ID 4.8 mm, OD 8 mm, black (please state length required)	9061.0132
Y-piece for tubing NW 5mm	9601.0171

User software

You can set the parameters for our instruments or monitor and record measurements using a PC via a USB or RS232 interface. These features are supported by our free user software. This also allows you to transfer your settings to other devices by saving and reusing them.

Our user software is compatible with the following pressure transmitters: P26, P34 and P29.

You can download the file here:

www.halstrup-walcher.de/en/software