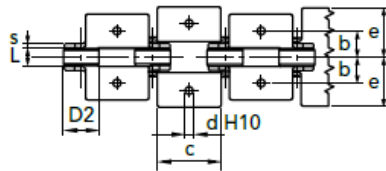
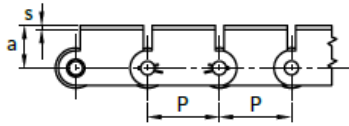


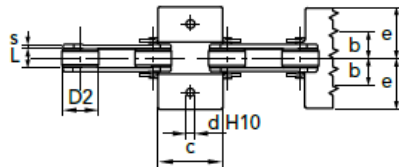
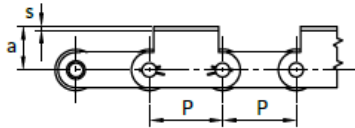
# CHAINES CONVOYEURS \_ Série spéciale

## Chaines Type K/01



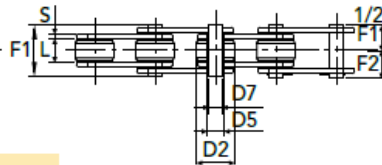
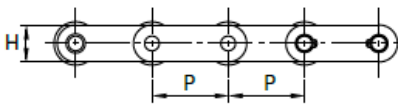
CRT	Pas	D2	a	b	c	d	e	s	L	kN
1205K101	50	25	24	22	46	6,5	36	2,5	11,5	18

## Chaines Type K/02



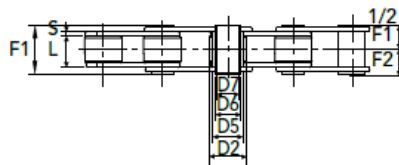
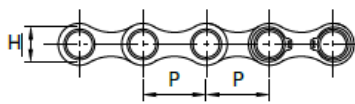
CRT	Pas	D2	a	b	c	d	e	s	L	kN
1205K102	50	25	24	22	46	6,5	36	2,5	11,5	18

## Chaines axes creux

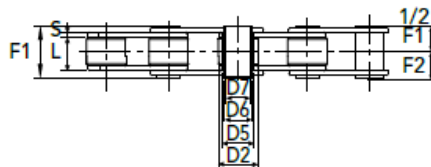
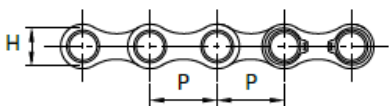


MATERIAL: STAINLESS STEEL

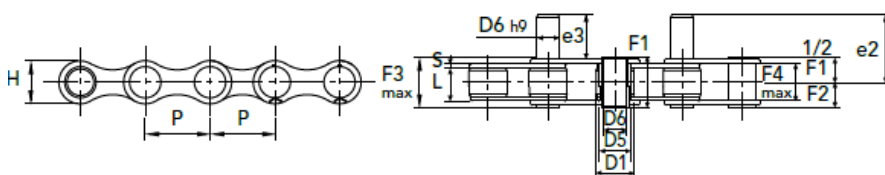
CRT	Pas	L	D2	D5	D6	D7	H	S	F1	F2	kN
2250	50	11,5	25	11	9	6,2	20	2,5	26	14,5	30
2250SS	50	11,5	25	11	9	6,2	20	2,5	26	14,5	30
2400	50	15	31	17	14	10,2	25	3	31	17,5	35
2500	50	15	31	17	14	10,2	25	4	35	19,5	40
2501	75	15	31	17	14	10,2	25	4	35	19,5	40
2502	100	15	31	17	14	10,2	25	4	35	19,5	40



CRT	Pas	L	D2	D5	D6	D7	H	S	F1	F2	kN
3520R	35	16	20	17	14	10,2	26	2,5	30	16,7	25
3520Z	35	16	20	17	14	10,2	26	2,5	30	16,7	25



CRT	Pas	L	D2	D5	D6	D7	H	S	F1	F2	kN
1260Z	41,75	20,5	17	13,8	11	8,3	21,4	3	36	22,7	27



CRT	Pas	D2	a	b	c	d	e	s	L	F2	kN
3521Z	35	16	20	13	10	48,5	26	2,5	31	21,5	35

1.23.0